

Piopio College
Year 12 2012
Course Information

INFORMATION TO GET YOU STARTED

Students in Y12 have a range of possibilities.

If you completed NCEA L1 in 2011 (at least 80 credits including 8 Literacy and 8 Numeracy credits) the main qualification you will be aiming for in 2011 is NCEA Level 2.

If you did not complete NCEA L1 in 2011, you will take a mix of NCEA L1 and NCEA L2 courses. Your aim is to complete your L1 qualification and work towards completing L2.

There are several ways you can achieve this.

In English and Maths you will not move on to L2 work until you have completed the L1 requirements for Literacy and Numeracy.

This means

- English: you will take further L1 courses until you achieve 10 Literacy credits.
- Maths: you will take further L1 courses until you achieve 10 Numeracy credits.

You may choose to repeat some of your L1 courses.

Any credits you gain this year count towards completing Level 1. The credits may also count towards your Level 2.

The National Certificate of Educational Achievement (Level 2) requires 80 credits.

60 credits must be at Level 2 or higher.

The remaining 20 credits may be from any level and may include Level 1 credits gained last year.

CHOOSING SUBJECTS

So how do you decide what subjects to take? Here are some things to consider.

What do I enjoy and what am I good at?

Your chances of doing well at school are better when you enjoy the subjects, or have a natural talent for them. These are subjects you should look at first when choosing your course.

If you are thinking of a subject, but don't know much about it, talk to a teacher.

What do I want to do after school?

It makes sense to choose subjects that relate to what you want to do after you leave school. Many careers or qualifications have special requirements.

For example, if you want to be a builder you should consider Carpentry. If a career in medicine appeals to you, then science subjects like biology and chemistry are a good choice.

What if I don't know what I want to do?

If you don't know what you want to do, the best path is to take as broad a range of subjects as possible, to keep your options open. Your abilities and interests will change over time or you might find out about new careers that you had never heard of before.

Whatever stage you're at, look for advice and think carefully about what you're told. Ask parents, friends, teachers, your Year Leader (Mrs Draper), the Careers Advisor (Mr Burnell) or Mr Day.

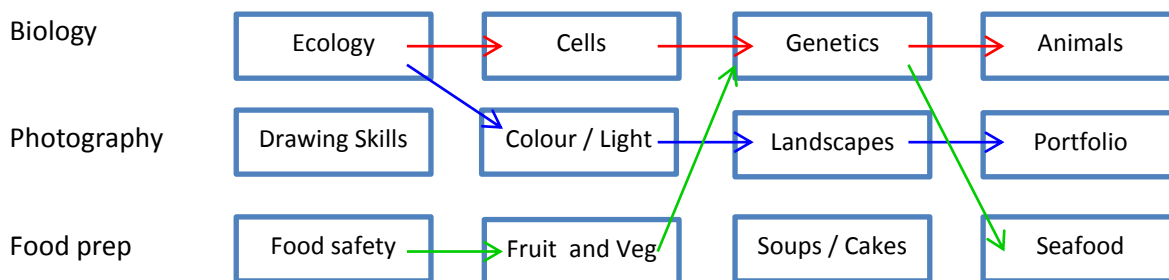
Each student takes six subjects

In your L2 courses, you may be working in a multi-level class with other students taking L3.

In 2012 many courses will be organised into blocks of work called modules.

We hope this will provide students with greater flexibility in choosing a course that meets their learning needs. Details of the modules for each subject are given later in the booklet.

This is how modules could work



- Student A → takes Biology for the full year
- Student B → takes Biology for module 1 but then decides he prefers photography
- Student C → takes the compulsory Food Safety module, the Fruit and Veg module, finds out about Genetics, then returns to Food Prep for the Seafood module

Students who want to change modules from one subject to another during the year will have to discuss this with Mrs Draper.

If there is a subject you want to study, that we do not teach at the College, there are a number of possibilities

- We may enrol you in another school that offers the subject by video-conferencing. You would be taught face to face over a video link for 1hr a week and have 3 hours of independent study provided by the remote school.
- We may enrol you in the Correspondence School. You would work from study booklets provided by the Correspondence School. You are able to phone your teacher for assistance.
- You could be taught face to face for 2 hours a week by one of our teachers and have independent study for the remaining 2 hours.

You will need a proven record of academic achievement, self-motivation, and the ability to meet tight deadlines if you wish to take up one of these alternatives.

If you are taking a Correspondence course in 2011, that you would like to continue in 2012, please see Mr Day.

NZQA ENTRY FEES

Entry fees in 2011 were \$76.70

The College collects the fees on behalf of NZQA.
They must be paid in full by the end of July.
Late payments attract a penalty fee of \$50

Financial assistance may be available for families, if they are in one of these situations

- receive a Social Welfare benefit
- income entitles them to a Community Services Card
- have 2 or more students entering for secondary school qualifications in the same year

We do not know if you qualify for financial assistance unless you let us know.

Applications for financial assistance are confidential.

Every year, despite frequent reminders, a few families don't pay their fees on time. They end up having to pay \$126.70 to get their results, when all they needed to pay was \$20. Don't delay 😊

UNIVERSITY ENTRANCE REQUIREMENT

If you are planning to go to University when you leave school you should make sure that your courses will allow you to meet the entry requirements.

In 2012 the minimum requirements for University Entrance are

- 42 credits in approved subjects at **Level 3 or higher**, made up of:
 - 14 credits in one approved subject
 - 14 credits in another approved subject
 - 14 credits from one or two additional approved subjects
- Literacy requirements - 8 credits in English or Te Reo Māori at **Level 2 or higher**, made up of:
 - 4 credits in reading
 - 4 credits in writing
- Numeracy requirements - 14 credits in Numeracy at **Level 1 or higher**, made up of:
 - credits in Mathematics or Statistics and Probability or Pangarau or unit standards 26623, 26626, 26627.

Many university courses set higher entry standards. Mr Burnell has access to the latest information.

SUBJECT DETAILS

The remaining pages of the booklet provide you with detailed information about each course.

The courses are arranged in alphabetical order.

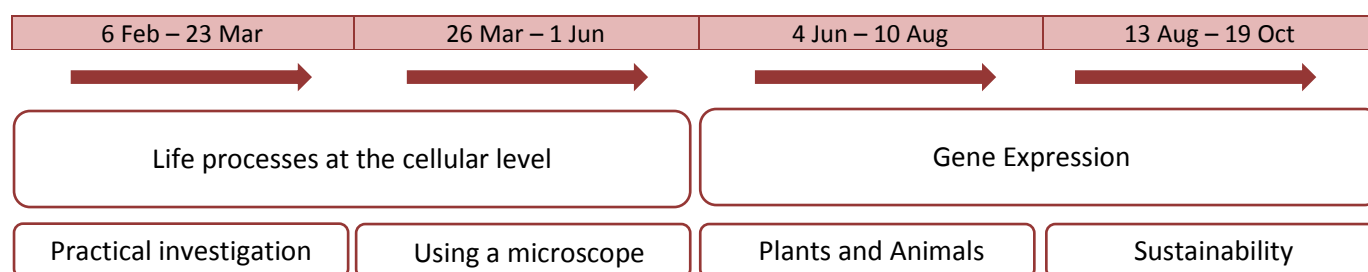
This course will help you to

- Explore the diverse ways in which animals and plants carry out their life processes.
- Understand that DNA and the environment interact in gene expression
- Explain how the interaction between ecological factors and natural selection leads to genetic changes within populations

You will make good use of the key competencies

- thinking
- relating to others
- using language, symbols and text
- managing self
- participating and contributing

Overview of the course (dates are approximate)



Module 1 Life processes at the cellular level

AS2.4 Demonstrate understanding of life processes at the cellular level

Level: NCEA L2 Assessment: External exam Credits:4

AS2.1 Carry out a practical investigation in a biology context

Level: NCEA L2 Assessment: Internal Credits:4

AS2.8 Investigate biological material at the microscopic level

Level: NCEA L2 Assessment: Internal Credits:3

Module 2 Gene Expression

AS2.4 Demonstrate understanding of gene expression

Level: NCEA L2 Assessment: External exam Credits:4

AS2.3 Demonstrate understanding of adaptations of plants or animals to their way of life

Level: NCEA L2 Assessment: Internal Credits:3

AS2.2 Describe the consequences of human activity within a biophysical environment in relation to a sustainable future

Level: NCEA L2 Assessment: Internal Credits:4

By the end of the course you will

- know how to develop and carry out investigations that extend your biological knowledge
- be able to use biological knowledge, vocabulary and symbols, to describe aspects of the living world
- be confident to analyse different viewpoints on biological issues that concern you, and develop your own point of view

This Level 2 qualification preferably builds on the skills developed in Level 1 but there is no compulsory pre-requisite.

This course includes both practical and theory studies with an emphasis on, wherever possible, learning through real practical projects. It covers skills in communication, literacy, maths, quality standards, workshop procedures, freehand sketching, job specifications, health and safety, materials knowledge (e.g. timber, metal, plastic, glass and rubber), and hand tools, power tools, and fixed machinery.

Students will be encouraged to work towards The National Certificate in Building, Construction and Allied Trades Skills Level 2. This can be achieved over one or two years by students who show good self-motivation and set themselves high standards. We expect to be able to work as a team to achieve the best outcomes for all as though in a real workplace situation.

You will make good use of the key competencies

- thinking
- relating to others
- using language, symbols and text
- managing self
- participating and contributing

Overview of the course (dates approximate)

Because we attempt to work on real projects/situations, the course programme is subject to change according to Building and Construction opportunities that may arise. Below is the current intention.

6 Feb – 23 Mar	26 Mar – 1 Jun	4 Jun – 10 Aug	13 Aug – 19 Oct
Workplace Safety Concreting x 2 Projects	Building Construction Industry Knowledge x 2		Make Garden Furniture & Construction Equipment Planning /Communication

Module 1:

24354 - Demonstrate knowledge of and apply safe working practices in a BCATS workplace. Credits: 4

- demonstrate knowledge of health and safety legislation as it applies to a BCATS work place
- demonstrate knowledge of health and safety procedure in a BCATSwork place
- apply safe working practices in a BCATS work place

12933 - Complete minor concrete works as a BCATS project. Credits: 4

- calculate and prepare an order for materials for minor concrete works
- construct formwork
- mix, place, and finish concrete

Modules 2 & 3:

12936 - Construct a non-consent timber framed utility building as a BCATS project. Credits: 8

- calculate quantities and prepare an order for materials for a non-consent timber framed utility building.
- set out and construct a non-consent timber framed utility building.

Explore any two of thirteen Industries/Careers associated with the Building & Construction Industry – e.g.

25319 - Demonstrate knowledge of the carpentry industry within a BCATS environment. Credits 2

25333 - Demonstrate knowledge of the plumbing industry within a BCATS environment. Credits 2





Module 4:

12932 - Construct timber garden furniture and items of basic construction equipment as a BCATS project. Credits 8

- prepare a cutting list for timber projects
- set out, cut, and machine project components for timber projects
- assemble and finish timber projects

Chemistry aims to help students to make sense of the world around them by developing understanding of the composition and properties of matter, the changes it undergoes and the energy involved. Students are assessed at Level 7 of Science in the New Zealand Curriculum.

Overview of the course (dates approximate)

6 Feb – 23 Mar	26 Mar – 1 Jun	4 Jun – 10 Aug	13 Aug – 19 Oct
			
Structure and Bonding	Practical Thermochemistry	Organic	Redox Titrations

Module 1

2.4 Demonstrate understanding of the nature of bonding, structure and energy changes

Element & compound structure. Molecule shape.

AS91164 5 credits External Examination

Module 2

2.2 Carry out procedures to identify ions present in solution

AS91162 3 credits Internal Assessment

2.6 Demonstrate understanding of chemical reactivity

Reaction rate, equilibrium, reversibility of reactions

AS91166 4 credits External Examination

Module 3

2.5 Demonstrate understanding of the properties of selected organic compounds

Alkanes, alkenes, alkynes, alcohols, haloalkanes, carboxylic acids, esters.

AS91165 4 credits External Examination

Module 4

2.7 Demonstrate understanding of oxidation–reduction

AS91167 3 credits Internal Assessment

2.1 Carry out quantitative analysis

Measure strength of acids or bases

AS91161 4 credits Internal Assessment

The studies of literature, language, writing and production techniques are key elements in this course. In addition to academic poetry, short stories and the novel, a feature length film will be studied and analysed in depth. Critical thinking skills and the close reading of texts with an emphasis on techniques relating to reader/writer purpose will be developed. Students will continue to build on both creative and formal writing skills developed at Level 1.

This course will suit students who plan to take L3 English, or who need L2 English credits to meet the literacy requirements for University Entrance. It offers a range of Achievement Standards and the chance to develop analytical and writing skills.

The entry requirements for this course are:

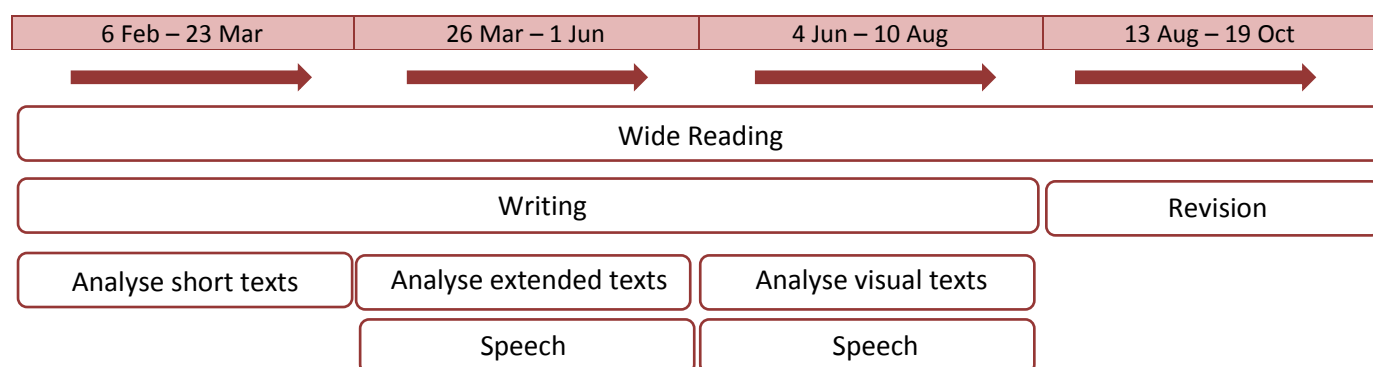
Ten or more English credits at L1

At least two writing AS/US at achieved or better

You will make good use of the key competencies

- thinking
- relating to others
- using language, symbols and text
- managing self
- participating and contributing

Overview of the course (dates are approximate)



Students will be assessed using a selection of the following Achievement Standards

AS 2.1 NCEA L2	Analyse written text External – 4 credits	• Novel / Poetry / Short texts	R W
AS 2.2 NCEA L2	Analyse visual texts External – 4 credits	• Film	R W
AS 2.3 NCEA L2	Analyse unfamiliar text External – 4 credits	• Unfamiliar text	R W
AS2.4 NCEA L2	Produce a selection of writing Internal – 6 credits	• Folio of writing	W
AS2.5 NCEA L2	Deliver an oral text Internal – 3 credits	• Speech	
AS2.9 NCEA L2	Personal response to read texts Internal – 4 credits	• Wide reading	R
AS2.10 NCEA L2	Close viewing of visual texts Internal – 3 credits	• Film study	

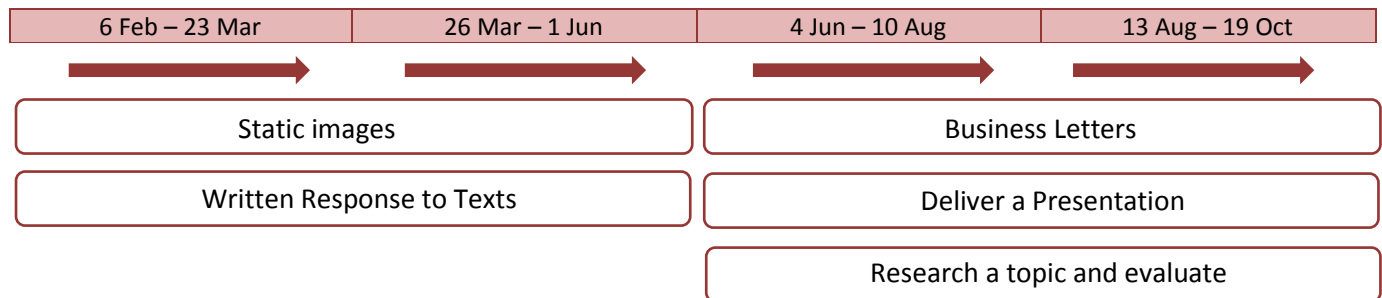
Assessment

- Assessment for the externally assessed standards will take place in a three hour examination at the end of the school year.
- There will be in-class tests and a school exam as practice for this examination.
- Assessment for the internally assessed standards will take place in class during the school year.
- You must have a manila folder. This must be kept in the classroom and will be used to store your work for the internally assessed standards. This is to be handed in to your teacher no later than the end of Week 2 in Term One.

No work for the internally assessed achievement standards can be taken out of the classroom.
The assessments **must** be completed under teacher supervision.

Students will be eligible for credits towards the National Certificate of Educational Achievement by completing the internal components of this course.

Overview of the course (dates are approximate)



US8812	Produce transactional written text	Internal	Level 1	3 credits
AS2.4	Produce a selection of crafted and controlled writing		Level 2	6 credits
US14462	Greet customers	Internal	Level 2	2 credits
AS1.6	Deliver an oral text	Internal	Level 1	3 credits
AS2.5	Deliver an oral text		Level 2	3 credits
US3488	Write business correspondence	Internal	Level 2	6 credits
US12426	Present Static Images	Internal	Level 2	3 credits
AS1.6	Use literacy skills to form conclusions	Internal	Level 1	4 credits
US8824	Research		Level 2	4 credits

Assessment:

Students will be given outlines of each assessment task at the beginning of the unit, and they will need to read these carefully.

Internal assessment: All assignments are marked during the year and moderated by NZQA.

How your class work is assessed:

The grade that you achieve is determined by the quality of work as measured against national standards. Moderation meetings will be held to ensure that a common standard is maintained. In many cases this will occur before the end of a unit and will involve the discussion of a number of samples of work.

Deadlines:

Students will be advised of the deadlines for each term. At times it is necessary to vary these deadlines. Students will be advised well in advance.

Assurance:

For each internal assessment item there will be an additional **assurance check** by another teacher. A sample of work will be checked against the achievement standard to ensure that we are maintaining national standards. NZQA will audit a selection of our units every year. External achievement standards are marked by NZQA.

Departmental Policies:

Students will be videotaped during performances. This will provide a record for assessment and auditing.

Students will be required to authenticate that all work that is submitted for assessment is their own. Each unit will have the authenticity requirements in the outline. For example students may have to work on a particular piece of work only within the classroom, and it will be stored within the room.

Students should also be familiar with the school wide policies on absences, lateness, appeals and record keeping.

Contact Person.

Please feel free to contact your class teacher if you would like anything clarified.

Enjoy your year and give it your very best effort.

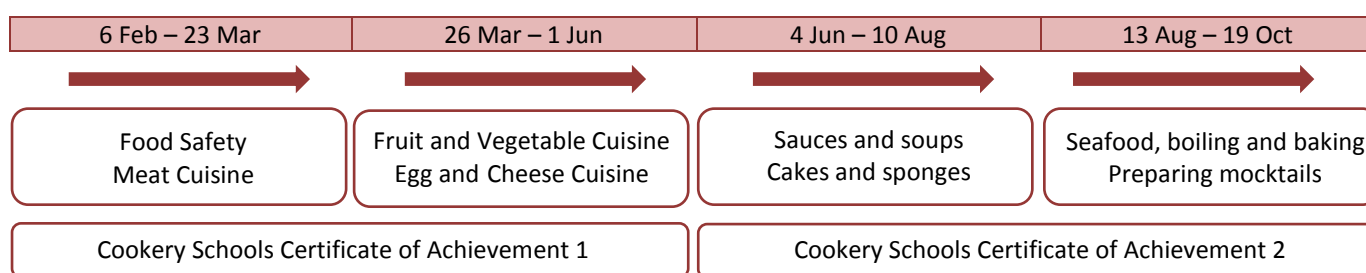
This course will help you to

- explore aspects of the cookery and hospitality trade
- practice food safety methods in a food business
- learn a range of culinary skills
- learn how to prepare, cook and serve food in the hospitality profession

You will make good use of the key competencies

- thinking
- relating to others
- using language, symbols and text
- managing self
- participating and contributing

Overview of the course (dates approximate)



Module 1 and Module 2 HSI Certificate of Cookery Schools Achievement 1

US 15620 Apply knowledge of food hygiene in preparation, serving and storage of food	Level 1 Credits 6
US 15900 Prepare and present meat in the hospitality industry	Level 1 Credits 4
US 15901 Prepare and present fruit & vegetables in the hospitality industry	Level 1 Credits 3
US 19770 Prepare and present egg & cheese dishes in the hospitality industry	Level 1 Credits 2

Assessment: Internal moderation

Module 3 & Module 4 HSI Certificate of Cookery Schools Achievement 2

US15895 Demonstrate knowledge of boiling & baking in the catering industry	Level 1 Credits 2
US15920 Prepare & present sauce & soup in the hospitality industry	Level 1 Credits 3
US15921 Prepare & cook a cake, a sponge and scones in the hospitality industry	Level 1 Credits 3
US19770 Prepare cook & present seafood in the hospitality industry	Level 1 Credits 3
US21057 Prepare, construct & garnish mocktails for the hospitality industry	Level 1 Credits 2

Assessment: Internal moderation

By the end of the course you will:

- have completed the Level 1 Foundation Skills course in Hospitality and gained 19 credits
- have gained HSI cookery skills Certificates of Achievement in cooking
- have gained knowledge and experience of preparing, cooking and serving food in the hospitality profession.

With further study in this field, some career options are:

- Chef
- Waiter / Restaurant Service
- Hospitality Management
- Cafe Assistant
- Cafe Operations

GATEWAY

Piopio College runs a Gateway programme. Gateway offers students an opportunity to experience workplaces first hand while engaging in structured workplace learning. Students have been placed in over 50 industries and hundreds of businesses around New Zealand.

Gateway helps to make learning relevant and to broaden students' options by offering them both traditional and workplace learning.

Students pursue individual learning programmes, which allow them to gain new skills and knowledge in a workplace in their local community. The learning is hands-on and practical. Students will be assessed in the workplace for unit and achievement standards which contribute to the National Certificate of Educational Achievement (NCEA), as well as industry specific qualifications.

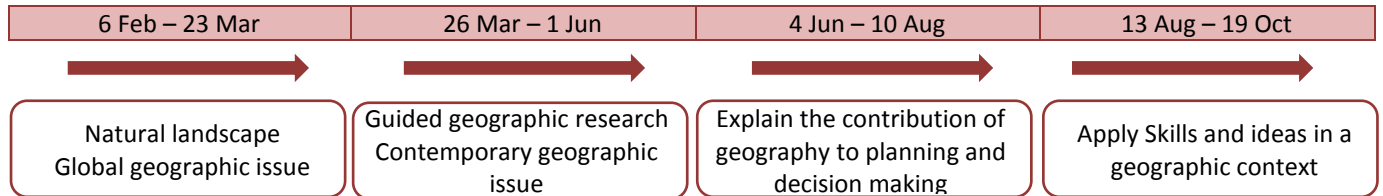
The work placements can be very flexible to allow timetables to be managed for students, employers and the school. Possible options that have worked in other schools include: holidays, weekends, after school all year, 1 day per week.

Students are currently working in a wide variety of industries, the most popular Gateway options to date have been; hospitality, automotive, retail, tourism, engineering and building.

See Mrs L Rauputu for more information about Gateway.

Whether you choose to continue with Geography from Level 1 or choose to take Geography Level 2 NCEA for the first time, you will find the course a little more challenging than Level 1 work. You will be expected to **explain** your understanding of Geographical Ideas relating to the natural environment and the interaction that people have with this environment in more depth. Geography looks at how humans modify and influence the environment and how the natural environment affects the actions of people.

Overview of the course (dates are approximate)



AS90331	Explain a natural landscape.	
Level: NCEA L2	Assessment: External exam	Credits:4
AS90337	Explain aspects of a geographic topic at a global scale.	
Level: NCEA L2	Assessment: Internal	Credits:3
AS90335	Carry out and present guided geographic research.	
Level: NCEA L2	Assessment: Internal	Credits:5
AS90336	Explain aspects of a contemporary geographic issue.	
Level: NCEA L2	Assessment: Internal	Credits:3
AS90334	Apply skills and ideas in a geographic context.	
Level: NCEA L2	Assessment: External exam	Credits:4
AS90703	Explain the contribution of geography to planning and decision making process.	
Level: NCEA L3	Assessment: Internal	Credits:3

L2 and L3 geography will be taught in an integrated approach. L2 candidates will be expected to work with students at level 3. 19 credits will be assessed at level 2 and 3 credits at level 3 for a total of 22 credits.

Costs: Two field trips will be offered at a cost depending on class numbers and sizes.
 Geography 2.4 Year 12 NCEA Level 2 workbook @ \$17
 Tongariro Field Guide Yr 12 – 13 NCEA Levels 2-3 @ \$16

This course may be available to selected students who have been successful with L1 Graphics. The course would be taught by the Correspondence School.

Full details of the modules to be offered for 2012 are not yet available.

What is Graphics?

Graphics investigates the drawing and design process, to give students the skills to solve a range of design problems. If you are interested in design and drawing then this could be the subject for you. From sketching and rendering through to formal working drawings and plans, students will explore numerous forms of design and presentation techniques.

What this course involves

Students will be challenged to find solutions to a variety of design problems through the design process. A range of skills will be taught and practised, including formal and informal drawing techniques, colour rendering and drawing presentation as well as lettering and information layout. These are done through numerous topics such as media and technology design, along with design ideas relating to both environmental and architectural fields. Students will be able to put their knowledge into practice, and have the opportunity to design such items as a restaurant franchise, a magazine cover or an apartment.

Overview of the course (details from 2011 Correspondence School information)

Standard	Description	Version	Level	Credits	Assessment
7489	Identify design problems and carry out investigation	4	2	4	Internal
7491	Develop and refine design solutions	4	2	3	Internal
7509	Produce circuit and/or systems graphics	4	2	4	Internal
90318	Produce two-dimensional and three-dimensional annotated freehand sketches to show design ideas	2	2	3	External
90319	Produce two-dimensional instrumental drawings	2	2	3	External
90320	Produce three-dimensional instrumental drawings	2	2	3	External
90323	Design and present a solution for an architectural or environmental brief	2	2	3	Internal
90325	Design and present a solution for a media or technical illustration brief	2	2	3	Internal

This course covers a selection from the newly realigned NCEA Achievement Standards for Mathematics level 2. It will offer approximately 20 L2 credits. The selection will be chosen to reflect the ability and best interest of the class. It is suitable for students who did well in the level 1 Achievement Standards, including good passes in Algebra and Graphs. The course leads on to the level 3 Statistics and Modelling or Calculus courses at level 3.

AS90284 Manipulate algebraic expressions and solve equations 4 credits	2.1 External	AS90291 Solve trigonometry problems requiring modelling of practical situations 2 credits	2.8 Internal
AS90285 Draw straightforward non-linear graphs 3 credits	2.2 External	AS90292 Solve straightforward trigonometric equations 2 credits	2.9 External
AS90286 Find and use straightforward derivatives and integrals 4 credits	2.3 External	AS90806 Demonstrate an understanding of mathematical relationships 6 credits	CAS 2.1 External
AS90287 Use coordinate geometry methods 2 credits	2.4 External	AS90807 Demonstrate understanding of calculus methods 4 credits	CAS 2.2 External
AS90288 Select a sample and use this to make an inference about the population 3 credits	2.5 Internal	AS90808 Demonstrate an understanding of processes involving trigonometry and coordinates 4 credits	CAS 2.3 External
AS90289 Simulate probability situations and apply the normal distribution 2 credits	2.6 Internal	AS90809 Demonstrate an understanding of straightforward mathematical processes 5 credits	CAS 2.4 Internal
AS90290 Solve straightforward problems involving arithmetic and geometric sequences 2 credits	2.7 External		

This course is designed for students who have not achieved sufficient credits in Year 11 Maths to gain Level 1 Numeracy or for those students who lack confidence in Maths but who would like to work towards gaining more Level 1 and some Level 2 Maths credits.

Any student who does not have Level 1 Numeracy will now have to gain this by getting the three new Unit Standards (10 credits)

As the “old” level 1 unit standards have now expired, the course will contain some new level 1 Achievement Standards (Curriculum level 6) and few level 2 Unit Standards (which are still available for 2012)

To be able to meet the different learning needs of students taking this course each student will be required to identify and then work on Standards of their own choosing, in tandem with the approval of their Maths teacher, at the start of each term.

In other words, a high degree of ability in taking responsibility for your own learning is a must for this course.

Most of the available Standards for this course are Internally Assessed

Level 1 Achievement Standards

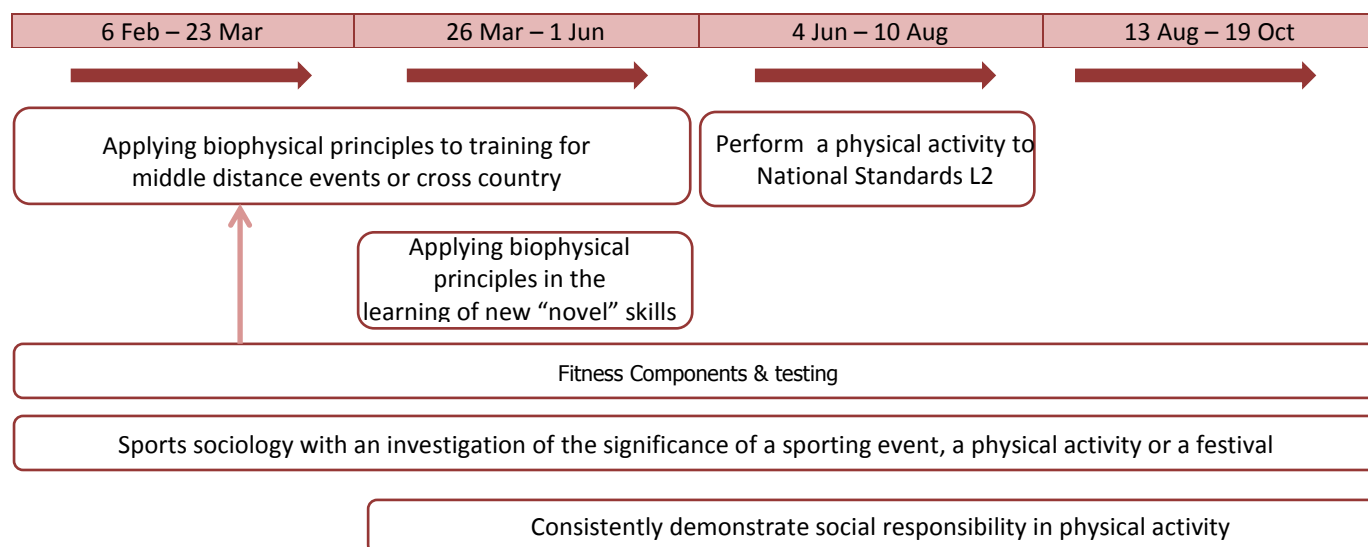
AS91026 Apply numeric reasoning in solving problems 4 credits	1.1 Internal	AS91033 Apply knowledge of geometric representations in solving problems 3 credits	1.8 Internal
AS91027 Apply algebraic procedures in solving problems 4 credits	1.2 External (CAT)	AS91034 Apply transformation geometry in solving problems 2 credits	1.9 Internal
AS91028 Investigate relationships between tables, equations and graphs 4 credits	1.3 External	AS91035 Investigate a given multivariate data set using the statistical enquiry cycle 4 credits	1.10 Internal
AS91029 Apply linear algebra in solving problems 3 credits	1.4 Internal	AS91036 Investigate bivariate numerical data using the statistical enquiry cycle 3 credits	1.11 Internal
AS91030 Apply measurement in solving problems 3 credits	1.5 Internal	AS91031 Demonstrate understanding of chance and data 4 credits	1.12 External
AS91031 Apply geometric reasoning in solving problems 4 credits	1.6 External	AS91032 Investigate a situation involving elements of chance 3 credits	1.13 Internal
AS91032 Apply right-angled triangles in solving measurement problems 3 credits	1.7 Internal		

Level 2 Unit Standards

Domain	Number	Title	Credits
Geometry	12323	Apply mathematics in the design of an object or process for a given purpose	3
Trigonometry	5251	Solve problems modelled by triangles	3
Algebra	5248	Make and evaluate statements about populations based on sample data	2
Statistics	5247	Make and evaluate statements about populations based on sample data	3
	12332	Demonstrate knowledge of measures and displays used to compare data sets	2

Pre-requisites: Achievement of NCEA L1 or minimum of 8 credits L1 PE

Overview of the course (dates are approximate)



Module 1 Applying biophysical principles to training for targeted physical activity.

Students will experience various training methods and gain further knowledge on training principles, exercise physiology, and aspects of sport psychology. Students will work in small groups and focus on middle distance athletic events, cross country or a negotiated event.

AS91329 (PE2.3). Demonstrate understanding of the application of biophysical principles to training for physical activity. Examine the principles and methods of training in relation to participation in physical activity.

Level: NCEA L2 Assessment: Internal through participation and the preparation of session planners/activities, completion of a log then a report giving an evaluation of how the principles and methods of training were applied. Credits 4

Module 2 Applying biophysical principles in the learning of new “novel” skills.

Following learning opportunities, conducting motor learning labs and gaining an understanding of relevant biophysical principles students would select a novel circus type skill (such as diabolo, Unicycle, juggling, spinning plates, devil sticks), and use their understanding to “master” these skills while at the same time analysing the skill learning of a partner.

AS 91328 V1 (PE 2.2) Demonstrate understanding of how and why biophysical principles relate to the learning of physical skills.

Level: NCEA L2 Assessment: Internal. Students learn in pairs on a similar novel skill and observe their partners technique.

The data gained from observations would be analysed to find how biophysical principles related to learning the skills. A report would then be written on how and why the principles related to learning and the inter-relationship between those principles.

Credits: 5

Module 3 Planning and implementing a physical activity, event or opportunity

You will work in groups of up to 4 to plan and implement an activity for parts or our school wide community taking into consideration factors such as targeted people, equipment, venues, advertising, safety management, budgeting and time frames. Events could include a lunchtime activity, fun event, “have a go” opportunity, an inter-house competition or another approved event.

AS 91335 (PE 2.9) Examine the implementation and outcome(s) of a physical activity, event or opportunity.

Level : NCEA L2 Assessment Internal. The planning and implementation will not be assessed however an evaluation and report on the implementation and outcome is along with each individuals submitted log on their contribution. Credits 3

Module 4 Perform a physical activity to National Standards L2

Students will select teams, practice then play an Invasion game (Unihoc). The matches would be within class time with participation also in the school wide Unihoc tournament. Players have to demonstrate suitable individual and team offensive and defensive skills and patterns.

AS 90436 Perform a physical activity in an applied setting Level 2.

Level: NCEA L 2 Internal Assessment Teacher assessment of unihoc skills during team games and practical exam. Credits: 4.

Module 5 Fitness Components & Testing

Students will identify and become familiar with fitness components (agility, strength, power, aerobic capacity, balance, co-ordination, speed, reactions, flexibility and local muscular endurance). Throughout the year students will use common and specialised equipment to test their various fitness components for interest and as bench marks for any training programmes undertaken.

Non Assessed; Knowledge and interest only although testing methods could be applied to Module 1

Module 6 Sports sociology with an investigation of the significance of a sporting event.

After a brief introduction into what sport involves and how it is classified, the place of sport as an institution is analysed particularly the interrelationship between sociological factors and the significance of a chosen event. The significant sporting event/activity/festival needs to be chosen within the course timeframe and students then look at the effects of that event on themselves, others and NZ Society. The significance could be either the event itself, an incident at the event or an issue related to the event.

AS 91331 (PE2.5) Examine the significance for self, others and society of a sporting event, a physical activity, or a festival. Investigate the sociological significance of a sporting event, physical activity or festival.

Level: NCEA L2 Assessment: Internal. Students will research and gather a range of perspectives from either interviews, World Wide Web, traditional media outlets or own opinions. The presentation of their findings could be in the form of a documentary, seminar (with supporting visuals) or a written report. Credits 4

Module 7 (Optional extension) Consistently demonstrate social responsibility in physical activity by displaying the requirements of Don Hellison's Model of Social Responsibility.

Following a teaching/learning unit that focuses on open and honest communication and feedback, plus an understanding of Don Hellison's model and an awareness of social responsibility, students will be involved in regular individual or group physical activity. Self-chosen peer groups would evaluate the application of responsibility shown.

AS 91334 V1 (PE2.8) Consistently demonstrate social responsibility through application of a social responsibility model in physical activity.

Level: NCEA L2 In small self-chosen groups evidence would be collected on assessment forms. These would be evaluating the level of application of social responsibility by the student's involvement in 4 differing physical activities throughout the teaching year. An external assessor would also be sought on the student's application of Social responsibility in out of class physical activities

Overview of the course (dates approximate)

This course may be taught by the Correspondence School or by video-conferencing with another school.

Full details of the modules to be offered for 2012 are not yet available.

These are the units that were available in 2011.

6 Feb – 23 Mar	26 Mar – 1 Jun	4 Jun – 10 Aug	13 Aug – 19 Oct
Mechanics Waves	Waves Practical	Electricity Atoms	Atoms Revision

Module 1

Demonstrate understanding of mechanics
Kinematics. Circular motion. Projectiles. Work, energy

AS90255 5 credits External exam

Demonstrate understanding of waves
Waves. Reflection, refraction, interference. Lenses, mirrors

AS90254 4 credits External exam

Module 2

Demonstrate understanding of waves (continued)
Waves. Reflection, refraction, interference. Lenses, mirrors

AS90254 4 credits External exam

Take measurements of physical quantities and analyse data graphically to determine a relationship

AS90252 4 credits Internal

Module 3

Demonstrate understanding of electricity and electromagnetism
Circuits – series, parallel. Magnetic fields. Electromagnetic induction

AS90257 5 credits External Exam

Demonstrate understanding of atoms and radioactivity
Atom structure. Radioactivity. Half-life

AS90257 2 credits External Exam

Module 4

Demonstrate understanding of atoms and radioactivity (continued)
Atom structure. Radioactivity. Half-life

AS90257 2 credits External Exam

Revision

Literacy credits apply to this subject

Prerequisites:

12 L1 credits in Te Reo Māori.

These are the new Achievement Standards for 2011

Achievement Standard	Topic	Whiwhinga
AS 91284 (ā-roto)	Whakarongo kia mōhio ki te reo o te ao torotoro	4
AS 91285(ā-roto)	Kōrero kia whakamahi i te reo o te ao torotoro	6
AS 91286 (ā-roto)	Pānui kia mōhio ki te reo o te ao torotoro	6
AS 91287 (ā-waho)	Tuhi i te reo o te ao torotoro	6
AS 91288 (ā-roto)	Waihanga tuhinga auaha, i te reo o te ao torotoro	4

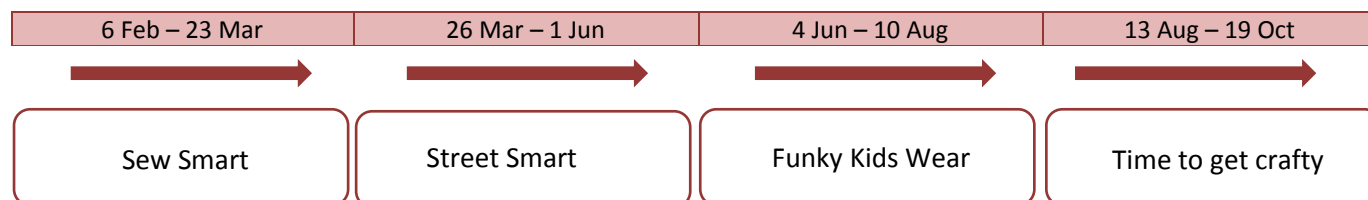
This course will help you to

- learn to use a range of sewing techniques
- create and sew garments for yourself and others
- create solutions to your own and others design briefs
- develop good design appreciation
- understand the properties of fibres and fabrics
- safely use a range of sewing equipment

You will make good use of the key competencies

- thinking
- relating to others
- using language, symbols and text
- managing self
- participating and contributing

Overview of the course



Module 1 Sew Smart

You will learn the techniques that the fashion industry uses, to make your own personal garments. You will make a lined skirt

US17817 Assemble and sew a complete garment from cut components
Level: NCEA L3 Assessment: Internal Moderation Credits: 6

US1540 Set up, adjust and operate a domestic sewing machine
Level: NCEA L2 Assessment: Internal Moderation Credits: 3

US2834 Demonstrate knowledge of garment construction
Level: NCEA L3 Assessment: Internal Moderation Credits: 6

Module 2 Street Smart

You will learn how to select the pattern and fabric, and plan for the construction of a leisure garment.

US 6692 Prepare for and construct a leisure garment
Level: NCEA L2 Assessment: Internal Moderation Credits: 5

Module 3 Funky Kid's Wear

You will choose a design and fabric and make a garment for a small child.

US6695 Prepare for and construct a child's garment
Level: NCEA L2 Assessment: Internal moderation Credits: 6

Module 4 Time to get Crafty

You will select and prepare the pattern and fabric for a non-wearable textile item such as a bag, cushions, a duvet, a patchwork quilt, curtains and blinds. You will plan and construct the item.

US6693 Prepare for and construct a non-wearable textile item
Level: NCEA L2 Assessment: Internal Moderation Credits:6

By the end of the course you will:

- learn a range of garment construction skills
- learn construction sequences, and make garments and other soft material items
- set up, adjust and confidently operate a domestic sewing machine, a domestic overlocker and an automatic embroidery machine.
- understand basic design principles
- confidently select appropriate fabrics to design and make a range of soft material apparel

With further study in this field, some career options are:

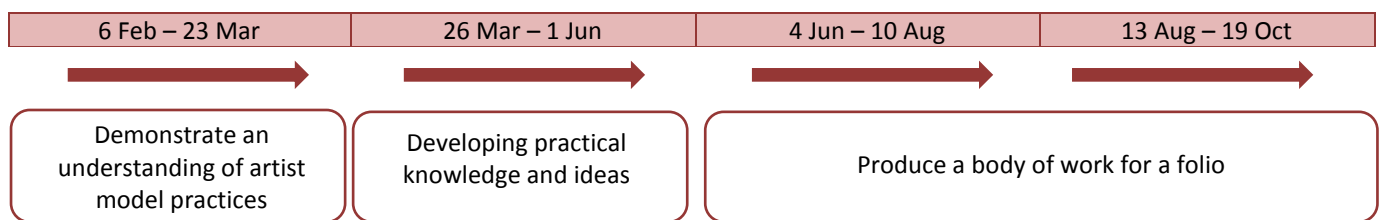
- Fashion buyer
- Designer or designer assistant
- Product development manager
- Fashion illustrator
- Pattern drafter
- Merchandiser/stylist

At this level the Visual Arts cover all the disciplines – design, painting, print-making and photography. All the disciplines have a strong emphasis on drawing. Students develop knowledge to generate, analyse, clarify and extend ideas in a selected field related to the established practice of choice. Students are required to engage in critical evaluation. Students taking this subject are required to work on assessments out of school hours.

You will make good use of the key competencies:

- Thinking
- Relating to others
- Using language, symbols and text
- Managing self
- Participating and contributing

Overview of the course



Module 1

Demonstrate an understanding of methods and ideas from established practice appropriate to design, painting or photography.

Achievement Standard 2.1

Level: NCEA L2

Assessment: Internal

Credits: 4

Module 2

Use drawing methods to apply knowledge of conventions appropriate to design, painting or photography.

Achievement Standard 2.2

Level: NCEA L2

Assessment: Internal

Credits: 4

Module 3

Produce a systematic body of work that shows understanding of art making conventions and ideas within design, painting or photography.

Achievement Standard 2.4

Level: NCEA L2

Assessment: External

Credits: 12

By the end of the course you will:

- Be able through the investigation of artist models interpret their styles into your own work.
- Have extended skills in a range of materials, techniques and technologies.
- Use a systematic approach to the development of ideas in a body of work.
- Use critical analysis to be able to interpret and respond to art works.

